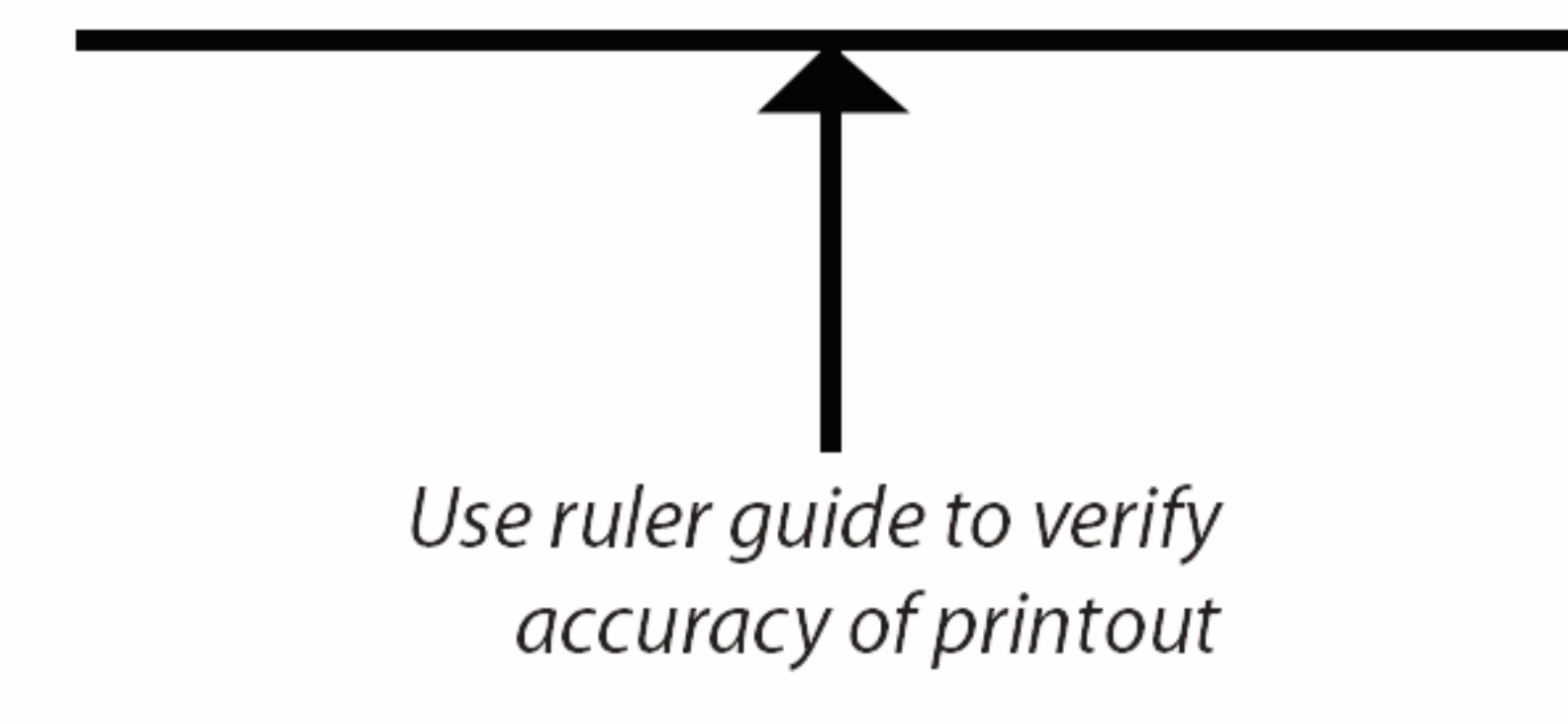
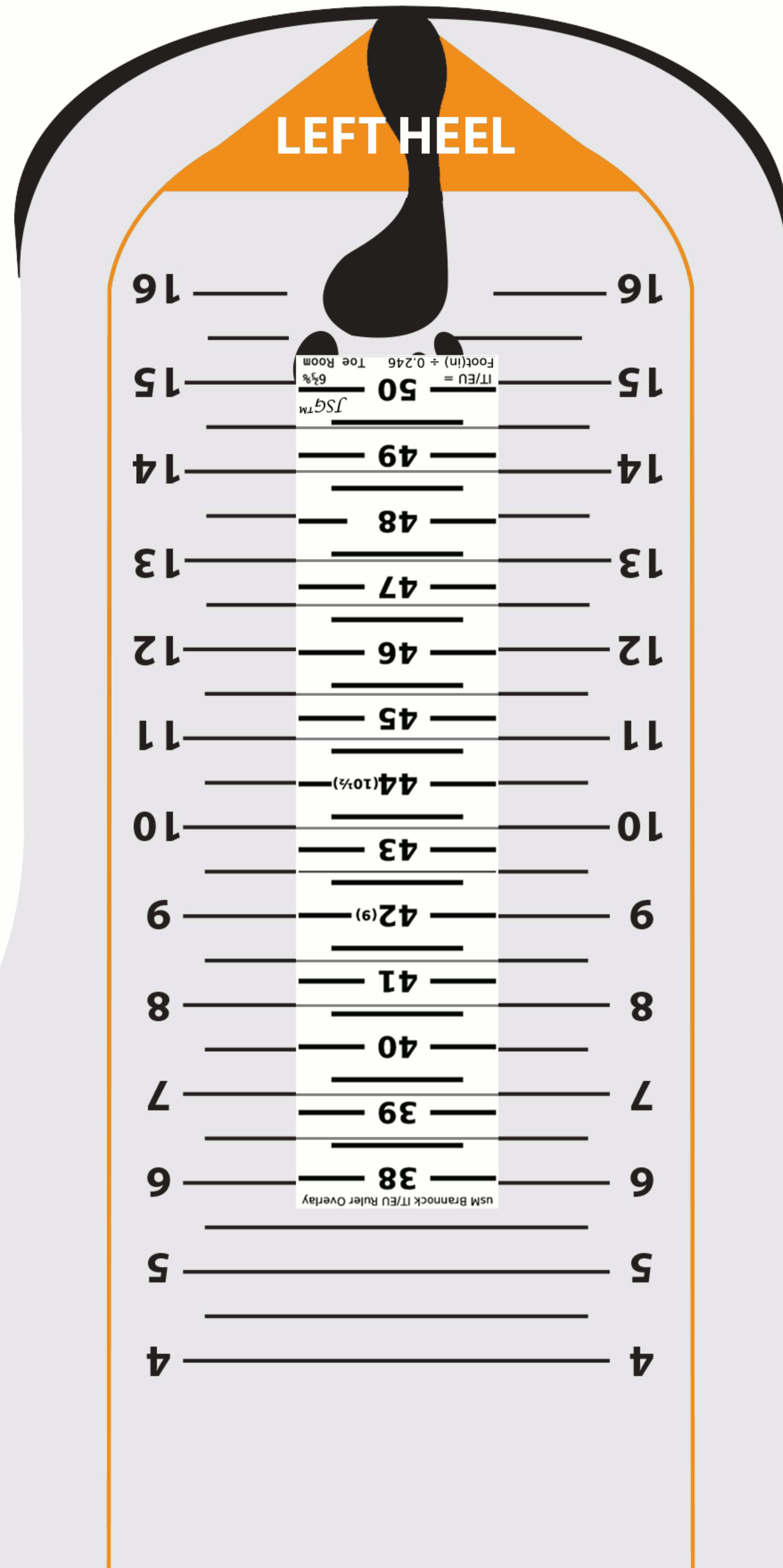


Men's Size Conversions

Brannock Sizes	IT/EU Sizes	UK Sizes	Inches (Foot)	MM mondo point
6	38	4 ^{13/15}	9 ^{1/3} "	237 ^{1/2}
6 ^{1/2}	38 ^{2/3}	5 ^{2/5}	9 ^{1/2} "	241 ^{2/3}
7	39 ^{1/3}	5 ^{14/15}	9 ^{2/3} "	245 ^{5/6}
7 ^{1/2}	40	6 ^{7/15}	9 ^{5/6} "	250
8	40 ^{2/3}	7	10"	254 ^{1/6}
8 ^{1/2}	41 ^{1/3}	7 ^{8/15}	10 ^{1/6} "	258 ^{1/3}
9	42	8 ^{1/15}	10 ^{1/3} "	262 ^{1/2}
9 ^{1/2}	42 ^{2/3}	8 ^{3/5}	10 ^{1/2} "	266 ^{2/3}
10	43 ^{1/3}	9 ^{2/15}	10 ^{2/3} "	270 ^{5/6}
10 ^{1/2}	44	9 ^{2/3}	10 ^{5/6} "	275
11	44 ^{2/3}	10 ^{1/5}	11"	279 ^{1/6}
11 ^{1/2}	45 ^{1/3}	10 ^{11/15}	11 ^{1/6} "	283 ^{1/3}
12	46	11 ^{4/15}	11 ^{1/3} "	287 ^{1/2}
13	47 ^{1/3}	12 ^{1/3}	11 ^{2/3} "	295 ^{5/6}
14	48 ^{2/3}	13 ^{2/5}	12"	304 ^{1/6}
15	50	14 ^{7/15}	12 ^{1/3} "	312 ^{1/2}
16	51 ^{1/3}	15 ^{8/15}	12 ^{2/3} "	320 ^{5/6}

[US|UK] = Foot.in × 3^{1/5} - [24|25]
 Brannock = Foot.in × 3 - 22
 IT/EU = (Foot.in + 1/8") × 4
 = Foot.mm × 6^{1/4}
 US = UK + 1
 MM = MondoPoint
 JP = MM ÷ 10
 Toe Room = 6^{2/3}%

Place Heel of foot here



Men's Size Ruler

(Based on the Original Brannock Device)

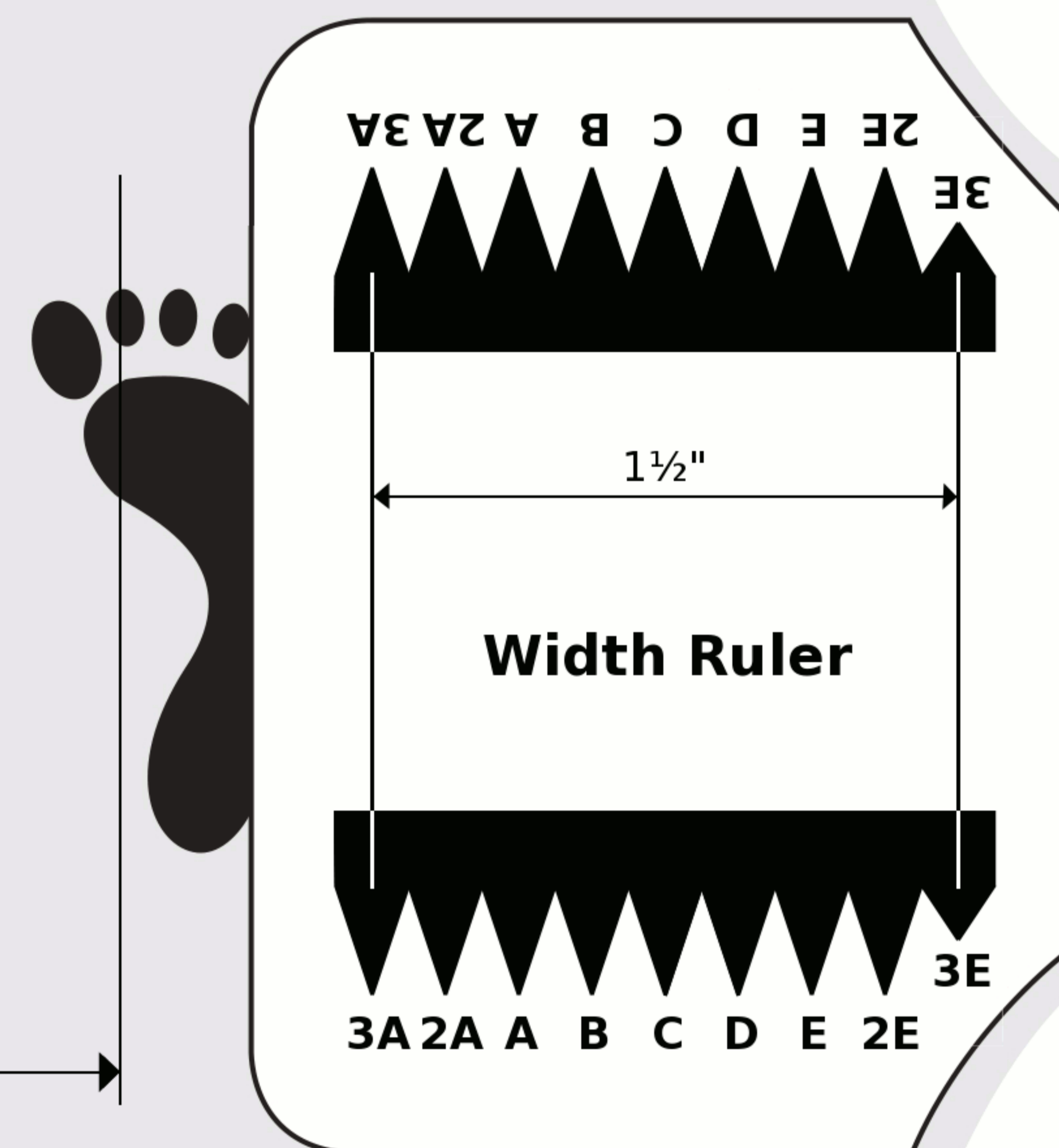
With added formulas and updated table for accurate meshing with IT/EU & UK sizing.

Print at 100%
 299^{1/2} DPI
 11"×17"
 Card Stock


Align inside of foot on line for proper width determination



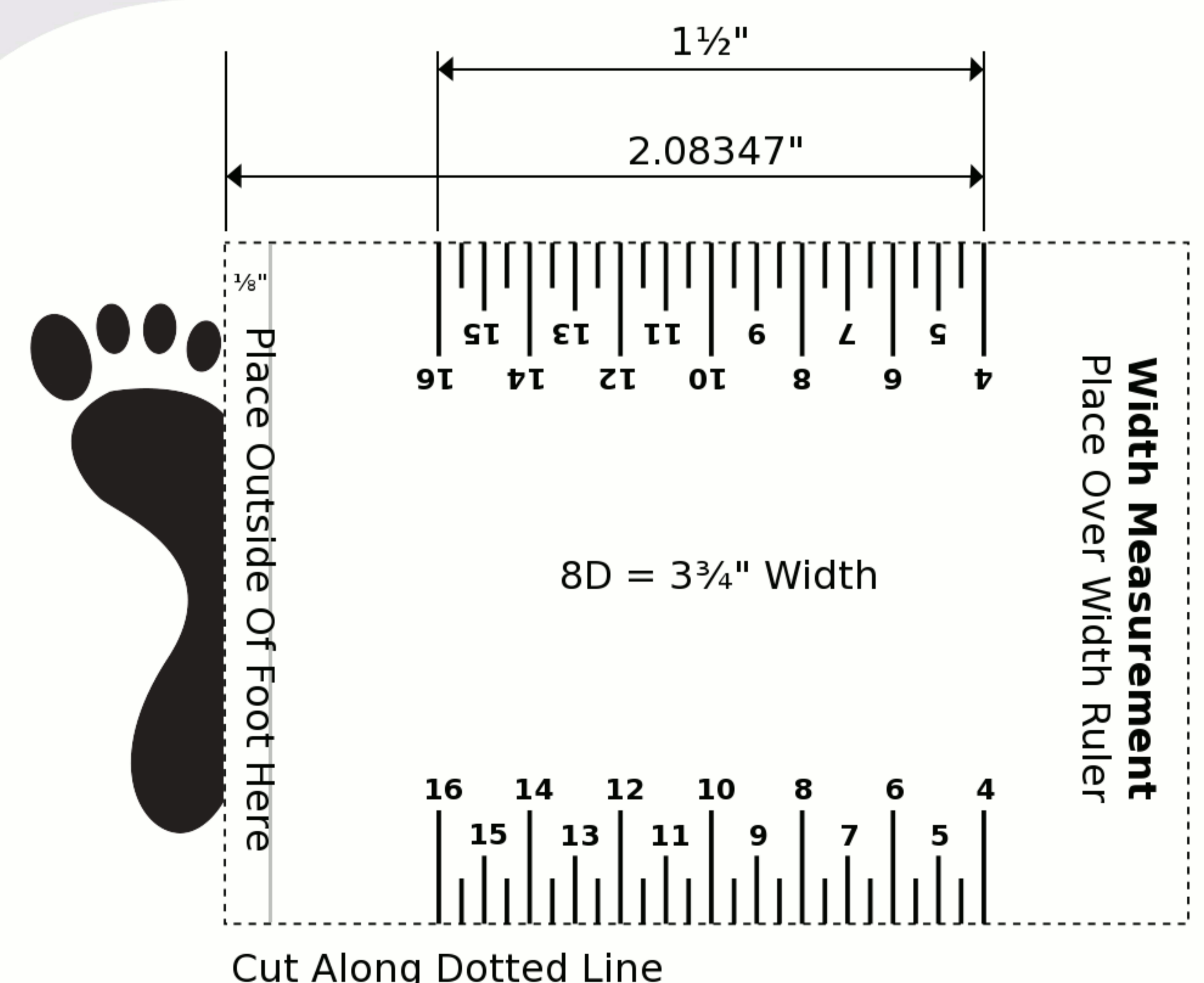
3^{3/4}"



Note: Brannock sizing is slightly different than standard US and UK Barleycon sizing. Brannock measures the Foot in Barleycorns while the standard system measures the Last in Barleycorns. To compensate for toe room Brannock adds 2 sizes, 2/3" to the Foot length for the Last size where the standard system subtracts from the Last a percentage for the Foot size. Both systems align at a 10" Foot. When fitting a Brannock measurement to standard sizing sizes larger than this have progressively less toe room percentage wise while sizes smaller than this have progressively more toe room. For larger sizes going up 1/2 in conventional sizing may be necessary for a proper fit and for smaller sizes going down a 1/2 size may be necessary.



Place Heel of foot here



Cut Along Dotted Line

14"