



### Net Revenue Vs Budget - 2018

475.19K!

Goal: 483.30K (-1.68%)

Title Group

Food

Format

All

Budget Date - 2018

01/01/2018

31/01/2018



Date Booked

27/06/2013

26/05/2018



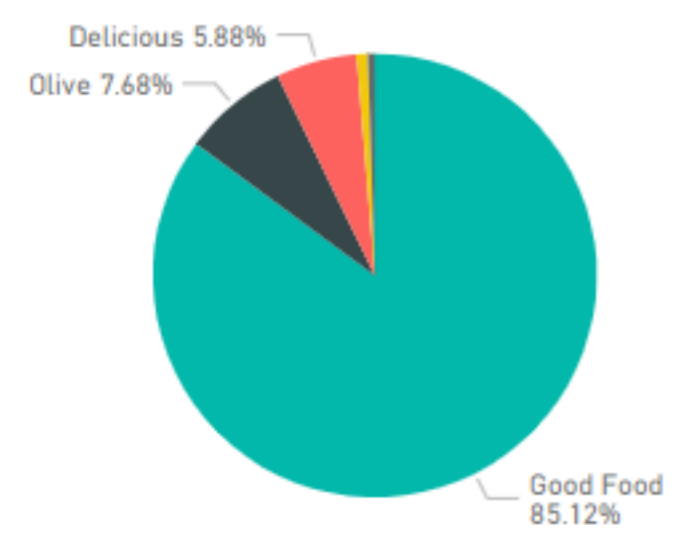
OnSaleDate

01/01/2018

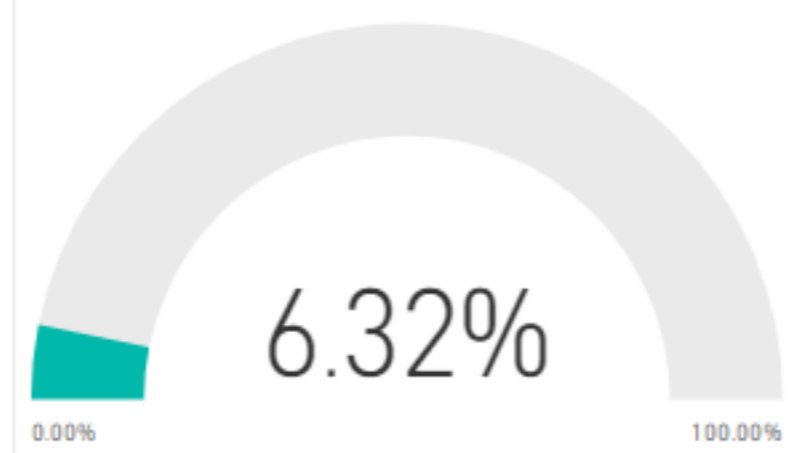
31/01/2018



### % of Total Booked by Title - 2018



### % Booked Vs Budget - 2018



### Net Revenue Vs Budget - 2017

441.87K!

Goal: 545.13K (-18.94%)

Budget Date - 2017

01/01/2017

31/01/2017



Date Booked

27/06/2013

24/02/2017



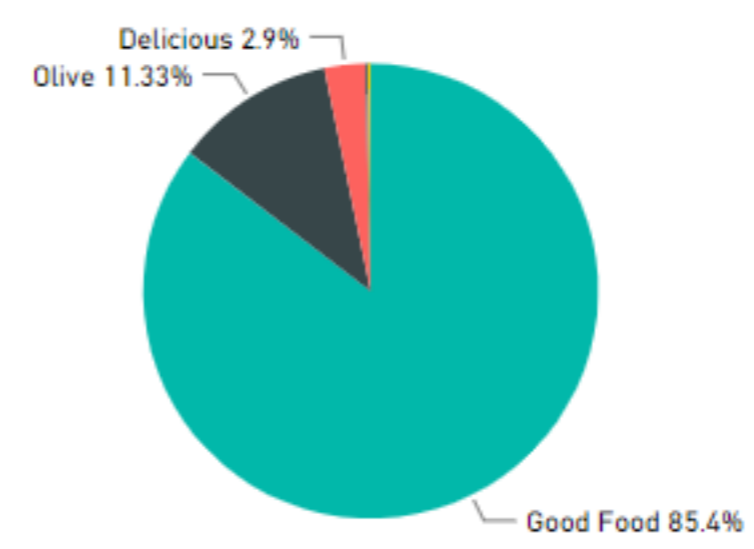
OnSaleDate

01/01/2017

31/01/2017



### % of Total Booked by Title - 2017



### % Booked Vs Budget - 2017

