

LABS
to know!

Bun/Cr

**Blood Urea Nitrogen
Creatinine**


Bun 7-24 - Cr .7-1.4 mm/dl

Chronic LOW


ACUTE HIGH

Cr is High

**Think it is acute or
chronic?**

If Cr is high then look at
BUN if it is High think
Acute! or Chronic Renal
failure? 


BUN High is Dry!

If BUN High Look at 
Creatinine if it is normal
Pt is probably Dry!

Bun & Cr

Low

Liver Disease

Na	Cl		Glu
K	Co2 Hco3		


thenursesnotes.com

Mastering NCLEX and Nursing One note at a time!

thenursesnotes.com