


SOLAR ECLIPSE

ACTIVITY MATS

SOLAR ECLIPSE




Draw the solar eclipse path

Complete the diagram

The temperature drops an average of 10 F on Earth when a solar eclipse happens.

1. 2. 3. 4. 5. 6. 7. 8. 9. 10. 11. 12. 13. 14. 15. 16. 17. 18.

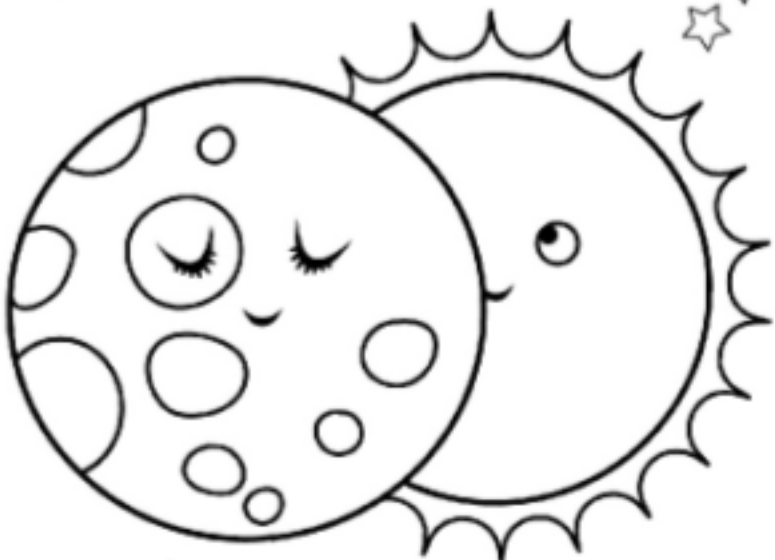


The weather during the eclipse



Why do I need glasses to watch an eclipse?


SOLAR ECLIPSE



SOLAR
MOON
SUN
SHADOW
ECLIPSE
GLASSES
ORBIT
NASA

| | | | | | | | |
|---|---|---|---|---|---|---|---|
| S | D | G | I | T | H | O | M |
| O | H | L | K | I | H | I | O |
| L | A | A | L | B | N | U | O |
| A | X | S | D | R | S | U | N |
| R | T | S | I | O | A | C | |
| A | O | E | Y | A | W | A | S |
| N | A | S | A | Q | W | T | E |
| E | C | L | I | P | S | E | R |

A solar eclipse happens when the moon travels directly between the Earth and the Sun



START FINISH

